

2018 2019

0
2
2
2
5
5

0
00
01
01
02
02
03
03
04
0
0
1
1
10
10
11
11
13
13
13
15
15
1
1
1
20
20
20
22
22
22

" "

	1942	2002		2012	
		2013		"	
"	2015	"		"	2016
		"	"		
2.97		220.78			
		1525	1121	345	
295				6	1
		1	2	2	
	6			19	
		5		5	
15					
	66				
					3
6		14		6	
			24478		
	6				
				13	
17			"	"	"
			0		

"

"

"

"

"

2019 11

"

"

"

"

"

+"

"

"

"

"

"

"

"

"

"

"

"

"

"

"

"

"

"

"

"

"

2018-2019

62

9

1

1

2018 2019

2019 9 1 24478 21266
86.88 3183
13.00

2018 9 62 6050
5150 900 5001
82.66% 1049 17.34%

23

2

52.23%

0.9%

2 2018

		2016		2017		2018	
			%		%		%
		5759	100	5900	100	6050	100
		4712	81.82	4868	82.51	5001	

		50	125	250.00%
		110	229	208.18%
	()	85	166	195.29%
		80	207	258.75%
		60	129	215.25%
		160	245	153.13%
		100	156	156.00%
	()	100	114	114.00%

1

	"		"			"	+		+
						"	"		"
	2019	9	30			1525			1121
	199			20.67	1				69
	289					6.16%	25.78%	5	
	295					660			26.32%
58.88%	6	35				343	36	45	582
	46		196				30.6%	51.92%	17.48%
	7								219
				19.54%					

5

6

7

2

2018 2019

53

72

978

2018 2019

"	"	"	21	33	"	"
69	1	295	1121	1	358	1
15	1	4	3	2	11	1
		17		1		1
		1			1	1
			2		7	
1			2			
	6		2		2	1
		1		1		
1			1			2

2018-2019				10		5
CSSCI	115	128	37	385	396	57
		5				

3

2018 2019

92.15%
196

1033
78.26%
5.42%

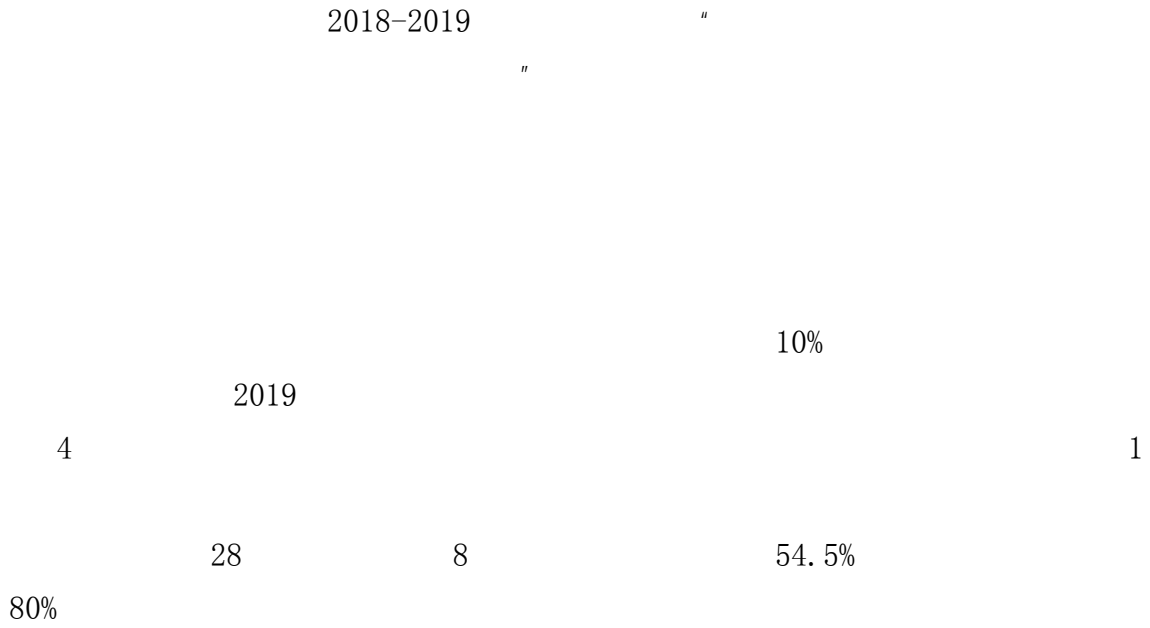
2018

4993.38


29700.93	1.18
2195.87	897
2,207,849	87.54
52731	2.09

		2019	8	31	
4.54	26		4145		220.78
	87.54	2018	2019	52731	2.09
	702033	2018	2019	37445	54
	12661			2018-2019	187.2
	185727			7.6	
2637486					

1.



2.



1			
2			

4			
5			
6			
7			

2018

"

"

2019

2019 8

13 49

8 257

2018-2019

8 11

11 2018-2019

1			2018
2			2018
3			2018
4			2018
5			2018
6			2018
7			2018
8			2018

1

"

"

2019

26

4

4									
2									
3	"	21	"	"	"				
82.3%		2018	2019						
8								10	
3									

2019 " + + + "

OBE

2018-2019 " " "

" BIM

1+X" " " " " " " 4

" " " "

" BIM 1+X" " "

2.

" "

2018-2019

20

" 2018-2019 "

"

" " " "

3.

A B

APP

6				6			
2019	6			40			
	" 1+N1+N2"			"		"	
						2018-2019	
						"	"
	14	" 2019		"		3	"
	"	"	" "	" "		"	
						"	
		10	2018	12			
1							
	2019	8			416		60280.39
			221		2		
2			1				1
				2		6	
		363					
2	"		"				

		"	"
2018-2019	687		
98%		642	93.4%
2019			75.5%
2018			54.4
32.92%		58.6	33.94%
3			

		"	"
			60%
()			
	10		()

		"	"
			30%
50%			

" " "

2018-2019

91

1.

	1121		20.67:1		1525
	30.78%		295		345
					26.32%

2.

					2018
	4993.38			2203.22	
426.32		308.58	2018-2019		
200				100	

3.

	2018-2019			556	
100%		94.42%			2018
	126		1000		
2019		"		"	
"		" 2			
"		"			
			609		
46	82	115		102	1105
	179				

2.

1.

2018-2019

2018-2019

2

2018-2019

1.

2018-2019

2019 6

“ ” 2018—2019
1513 2031

2.

2019 6

366 120 2018—2019 6000 760

3.

435 57 2018-2019

4.

2018-2019

248 21 3 13 5000

1

" "

2018-2019

" "

609

223

386

" 2018


"

1

306

108

198



1

" 2018

"

2

"

"

"

"

" — — — " 4

2018 10

"

"

"

"

2019 6

"

"

3

"

"

"

"

"

"

2019 8

90

10000

50%

40

1000

2

12

12

2018 2019

2018- 2019		120	72	243	190	1080	1705
		12867	11866	12436	81011	24557	142737

2018-2019

30% 40%

7374

18

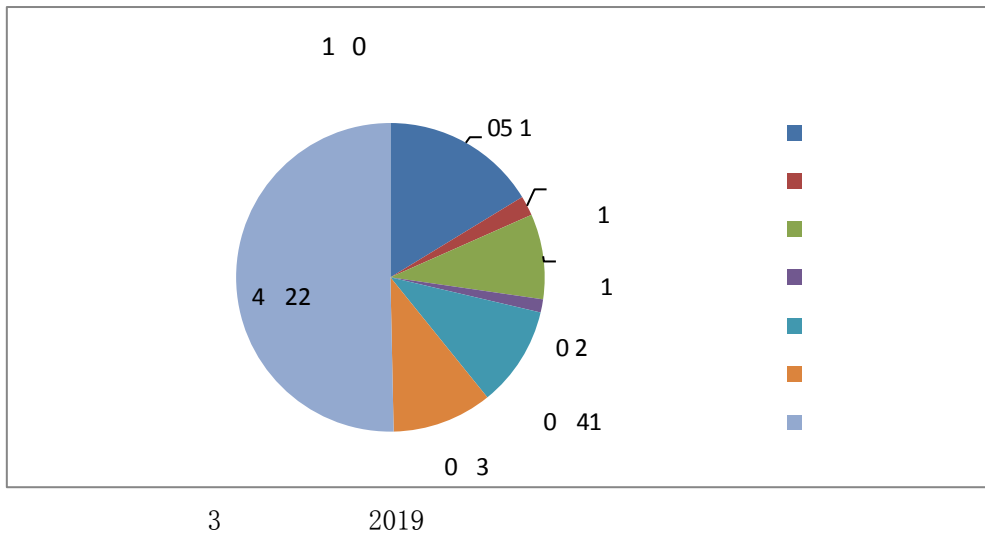
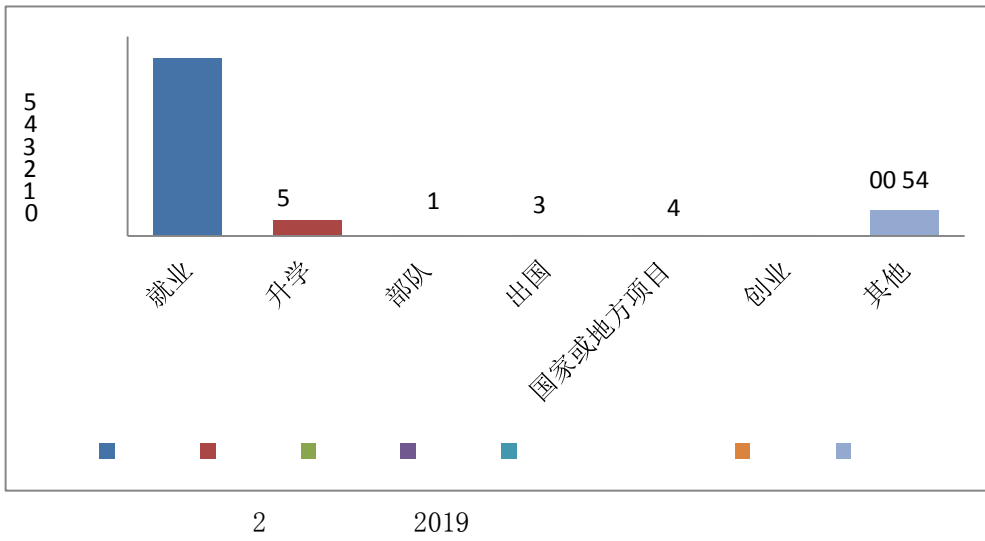
2018-2019

80.25%

18

2

2018-2019 20 775
 23000 2019 1610 197
 2019 87.49% 3184
 " 985" " 211" 96 2
 3



3

2019 " 2019

97.89%

"

" "

" "

" "

" "

" "

"

2015

"

"

2016

"

"

1

2000

2018-2019

2018

1000

1500

1000

200

"

"

2018-2019

"

"

"

"

"

"

6000

"

"

“

”

“

”

2018 2019

2018-2019

20.67

10%

" + + "

2020

"

"